



FAMILY AND STUDENT HANDBOOK

A Guide to Support Learning at Home

July 2020

LOS ANGELES UNIFIED SCHOOL DISTRICT

BOARD OF EDUCATION

Dr. Richard Vladovic, Board President

Dr. George McKenna


Mónica García

Scott Schmerelson

Nick Melvoin

Jackie Goldberg

Kelly Gonez



Austin Beutner, Superintendent of Schools

TABLE OF CONTENTS

| | |
|--|----|
| Message from the Superintendent | 1 |
| School Calendar | 2 |
| Welcome Back | 3 |
| Student Enrollment | 4 |
| Sample Instructional Schedules | 5 |
| Technology | 7 |
| Accessing Classes Online | 9 |
| Steps to A Successful First Week of School | 11 |
| Student-Parent-Teacher-School Expectations | 12 |
| Free Resources for Extended Learning | 14 |
| Parent Portal | 15 |
| Parent FAQs | 16 |
| Additional Resources | 17 |
| Parent Notes | 18 |

MESSAGE FROM SUPERINTENDENT BEUTNER

Welcome back to school.

I hope this finds you and your family safe and well. Whether students are in a classroom at school or at home, our commitment to your children is to provide them with the best possible education. We hope this guide can help you and your child navigate the challenges involved in online learning.


A new school year brings excitement as the doors of opportunity open to students. The doors may not be open at school facilities as we start the year but the opportunity to learn must be there for all students. Our efforts, whether online or at school, are to make sure we provide students with a good education. The impact of COVID-19 requires us to take different approaches and put forth extraordinary efforts, we are committed to both.

An important change you'll see this year is progress in the effort to put students and their schools at the center of our work. Los Angeles Unified serves a diverse set of communities spread across 700 square miles. Shifting resources to local communities will help educators at local schools do more for students. From Boyle Heights to Carson and San Fernando to Venice, schools in Los Angeles Unified are now organized into 40 Communities of Schools to strengthen the connection with the community they serve. All of the resources Los Angeles Unified can provide are in the hands of local school leaders to address the unique needs of students in their community.

These are difficult times for all of us. Together, we can and will find a way to get through this crisis. You have my unwavering commitment to do the best we can for students and their families.

Thank you for your continued patience and support.

Austin Beutner
Superintendent



SCHOOL CALENDAR



LOS ANGELES UNIFIED SCHOOL DISTRICT SINGLE-TRACK INSTRUCTIONAL SCHOOL CALENDAR 2020-2021

| JULY | | | | | AUGUST | | | | | SEPTEMBER | | | | |
|------|----|----|----|----|--------|----|----|----|----|-----------|----|----|----|----|
| MO | TU | WE | TH | FR | MO | TU | WE | TH | FR | MO | TU | WE | TH | FR |
| | | 1 | 2 | 3 | 3 | 4 | 5 | 6 | 7 | 1 | 2 | 3 | 4 | |
| 6 | 7 | 8 | 9 | 10 | 10 | 11 | 12 | 13 | 14 | 7 | 8 | 9 | 10 | 11 |
| 13 | 14 | 15 | 16 | 17 | 17 | 18 | 19 | 20 | 21 | 14 | 15 | 16 | 17 | 18 |
| 20 | 21 | 22 | 23 | 24 | 24 | 25 | 26 | 27 | 28 | 21 | 22 | 23 | 24 | 25 |
| 27 | 28 | 29 | 30 | 31 | 31 | 28 | 29 | 30 | | | | | | |

| OCTOBER | | | | | NOVEMBER | | | | | DECEMBER | | | | |
|---------|----|----|----|----|----------|----|----|----|----|----------|----|----|----|----|
| MO | TU | WE | TH | FR | MO | TU | WE | TH | FR | MO | TU | WE | TH | FR |
| | | | 1 | 2 | 2 | 3 | 4 | 5 | 6 | 1 | 2 | 3 | 4 | |
| 5 | 6 | 7 | 8 | 9 | 9 | 10 | 11 | 12 | 13 | 7 | 8 | 9 | 10 | 11 |
| 12 | 13 | 14 | 15 | 16 | 16 | 17 | 18 | 19 | 20 | 14 | 15 | 16 | 17 | 18 |
| 19 | 20 | 21 | 22 | 23 | 23 | 24 | 25 | 26 | 27 | 21 | 22 | 23 | 24 | 25 |
| 26 | 27 | 28 | 29 | 30 | 30 | 28 | 29 | 30 | 31 | | | | | |

| JANUARY | | | | | FEBRUARY | | | | | MARCH | | | | |
|---------|----|----|----|----|----------|----|----|----|----|-------|----|----|----|----|
| MO | TU | WE | TH | FR | MO | TU | WE | TH | FR | MO | TU | WE | TH | FR |
| | | | | 1 | 1 | 2 | 3 | 4 | 5 | 1 | 2 | 3 | 4 | 5 |
| 4 | 5 | 6 | 7 | 8 | 8 | 9 | 10 | 11 | 12 | 8 | 9 | 10 | 11 | 12 |
| 11 | 12 | 13 | 14 | 15 | 15 | 16 | 17 | 18 | 19 | 15 | 16 | 17 | 18 | 19 |
| 18 | 19 | 20 | 21 | 22 | 22 | 23 | 24 | 25 | 26 | 22 | 23 | 24 | 25 | 26 |
| 25 | 26 | 27 | 28 | 29 | | 29 | 30 | 31 | | | | | | |

| APRIL | | | | | MAY | | | | | JUNE | | | | |
|-------|----|----|----|----|-----|----|----|----|----|------|----|----|----|----|
| MO | TU | WE | TH | FR | MO | TU | WE | TH | FR | MO | TU | WE | TH | FR |
| | | | 1 | 2 | 3 | 4 | 5 | 6 | 7 | 1 | 2 | 3 | 4 | |
| 5 | 6 | 7 | 8 | 9 | 10 | 11 | 12 | 13 | 14 | 7 | 8 | 9 | 10 | 11 |
| 12 | 13 | 14 | 15 | 16 | 17 | 18 | 19 | 20 | 21 | 14 | 15 | 16 | 17 | 18 |
| 19 | 20 | 21 | 22 | 23 | 24 | 25 | 26 | 27 | 28 | 21 | 22 | 23 | 24 | 25 |
| 26 | 27 | 28 | 29 | 30 | 31 | 28 | 29 | 30 | | | | | | |

| | | | |
|---------------------|---------------------------|------------------|-----------------------------------|
| 07/03/20 | Independence Day Observed | 01/11/21 | Second Semester Begins |
| 08/18/20 | First Day of Instruction | 01/18/21 | Dr. Martin L. King Birthday |
| 09/04/20 | Admission Day | 02/15/21 | Presidents' Day |
| 09/07/20 | Labor Day | 03/26/21 | Cesar E. Chavez Birthday Observed |
| 11/11/20 | Veterans Day | 03/29 - 04/02/21 | Spring Recess |
| 11/26 - 11/27/20 | Thanksgiving Holiday | 05/31/21 | Memorial Day |
| 12/21/20 - 01/08/21 | Winter Recess | 06/10/21 | Last Day of Instruction |

LEGEND:

- First Day/Last Day of Instruction
- Legal/Local Holidays
- School Recess
- Unassigned Day (schools not in session)
- Pupil Free Days *
- Second Semester Begins

Instructional Days

| | |
|-----------------|------------|
| Fall Semester | 80 |
| Spring Semester | 100 |
| Total | 180 |

* Scheduled pupil free days are Monday, August 17, 2020 and Friday, June 11, 2021.
If a school selects Monday, January 11, 2021 as a pupil free day, then Friday, June 11, 2021 becomes an instructional day.

WELCOME BACK

The Los Angeles Unified School District made the decision to begin the 2020-2021 school year with the Distance Learning Model. This determination was made with the health, safety and well-being of students and staff members at its core.

In this model, instruction takes place away from school buildings, but under the direction of classroom teachers and with support of other staff members. We understand that in order to access “learning at a distance,” families will still require assistance in the days leading up to and through the first days of school. This guide is meant to be your tool - a resource at your fingertips to provide support in the days ahead.

Local School Support

School offices will be open Monday–Friday, but we ask that you call your school in advance for *walk-in* office hours. Most answers to your questions may be obtained by calling the school or viewing the school’s website rather than visiting the office in person.

When You Visit Schools

The health and safety of our families and staff is our top priority. We know there will be instances when you may need to visit the school as you prepare your child for the start of the year. When it is necessary to come to campus, please continue to observe the health and safety measures required in public spaces such as:

- Face coverings/masks are to be worn at all times while on school campus (ages 2 and up)
- Remain at least 6 feet apart from others
- Refrain from coming to school campuses if you are experiencing COVID-19 symptoms (fever, cough or respiratory problems).



STUDENT ENROLLMENT

The Los Angeles Unified School District continues to enroll new students for all grade levels. See the following information for required documents and procedures.

New Students (to District or school site)

You can complete the pre-enrollment process online by visiting <https://enroll.lausd.net> for new students entering Transitional Kindergarten/Kindergarten through 12th grade. This website is only for new students and does not include students applying for a permit or other specialized programs (i.e. magnets).

If you wish to complete the enrollment process in-person, paper copies of the enrollment packet are available at each school. Please contact the school directly for registration times and to determine what documents are needed. For additional enrollment support, email enrollduringclosures@lausd.net or call (213) 241-3840 (option 6).

Continuing Students

A continuing student is defined as *a student who will remain at the same school site for the next academic year.* For example, a 9th grader is considered a continuing student because they are entering 10th grade at the same school site.

- Your child will automatically continue at the school site he/she attended the previous year as long as there have not been any changes
- Your school will notify you of any documents that need to be updated and/or completed

Matriculating Students

A matriculating student is defined as *a student who has completed the last grade offered at their current elementary or middle school and will be attending a new school (middle or high school).* The new school site will contact you prior to the start of the school year to ensure a smooth transition.

Class/Course Assignments

The process of notifying families of assigned classes and/or courses varies by school. Consult your child's school regarding the timeline for the announcement of class/course assignments.



ELEMENTARY SAMPLE SCHEDULES

Please note the charts listed below are only samples and schedules will differ by school. Information regarding schedules may be mailed to families, posted on school websites or communicated directly by teachers. Please consult your specific school for detailed information if you have questions.

Expanded TK/Transitional Kindergarten/Kindergarten

| | |
|---------------|--|
| 9:00 – 9:45 | Whole Class Instruction (online and offline) |
| 9:45 – 9:55 | Break |
| 9:55 – 10:40 | Small Group Instruction (online and offline) |
| 10:40 – 10:50 | Break |
| 10:50 – 11:35 | Small Group Instruction (online and offline) |
| 11:35 – 12:05 | Lunch |
| 12:05 – 12:50 | Small Group Instruction (online and offline) |
| 12:55 – 1:25 | Other Small Group Support (online and offline) |

Grades 1-3

| | |
|---------------|--|
| 9:00 – 10:05 | Whole Class Instruction (online and offline) |
| 10:05 – 10:15 | Break |
| 10:15 – 11:00 | Whole Class Instruction (online and offline) |
| 11:00 – 11:10 | Break |
| 11:10 – 11:55 | Whole Class Instruction (online and offline) |
| 11:55 – 12:25 | Lunch |
| 12:25 – 1:40 | Other Small Group Support (online and offline) |

Grades 4 – 5/6

| | |
|---------------|--|
| 9:00 – 10:15 | Whole Class Instruction (online and offline) |
| 10:15 – 10:25 | Break |
| 10:25 – 11:10 | Whole Class Instruction (online and offline) |
| 11:10 – 11:20 | Break |
| 11:20 – 12:05 | Whole Class Instruction (online and offline) |
| 12:05 – 12:35 | Lunch |
| 12:35 – 1:50 | Other Small Group Support (online and offline) |

**These are samples only. You may contact your school for more specific information.*

SECONDARY SAMPLE SCHEDULES

Please note the charts listed below are only samples and schedules will differ by school. For secondary schools (middle schools and high schools), even and odd periods may alternate weeks.

Information regarding schedules may be mailed to families, posted on school websites or communicated directly by teachers. Please consult your specific school for detailed information if you have questions.

6-Period Day

| | |
|---------------|---------------------------------------|
| 9:00 – 10:10 | Period 1 or 2 (online and offline) |
| 10:15 – 11:25 | Period 3 or 4 (online and offline) |
| 11:30 – 12:00 | Student Support Advisory |
| 12:00 – 12:30 | Lunch |
| 12:30 – 1:00 | Student Support Advisory |
| 1:05 – 2:15 | Period 5 or 6 (online and offline) |

7-Period Day

| | |
|---------------|---|
| 9:00 – 10:05 | Period 1 or 2 (online and offline) |
| 10:15 – 11:15 | Period 3 or 4 (online and offline) |
| 11:20 – 12:25 | Period 5 or 6 (online and offline) |
| 12:25 – 12:55 | Lunch |
| 12:55 – 2:00 | Period 7 or Student Support Advisory |
| 2:00 – 2:15 | Office Hours |
| 12:35 – 1:50 | Other Small Group Support (online and offline) |

8-Period Day

| | |
|---------------|---------------------------------------|
| 9:00 – 9:45 | Period 1 or 2 (online and offline) |
| 9:50 – 10:35 | Period 3 or 4 (online and offline) |
| 10:40 - 11:25 | Period 5 or 6 (online and offline) |
| 11:30 – 11:55 | Student Support Advisory |
| 12:00 – 12:25 | Student Support Advisory |
| 12:25 – 12:55 | Lunch |
| 12:55 – 2:15 | Period 7 or 8 (online and offline) |

4x4 Schedule

| | |
|---------------|---------------------------------------|
| 9:00 – 10:45 | Period 1 or 2 (online and offline) |
| 10:50 – 11:20 | Student Support Advisory |
| 11:20 – 11:50 | Lunch |
| 11:50 – 12:20 | Student Support Advisory |
| 12:30 – 2:15 | Period 3 or 4 (online and offline) |

**These are samples only. You may contact your school for more specific information.*

TECHNOLOGY

The Los Angeles Unified School District is committed to ensuring all students have a device to allow them to attend school online and complete their assignments. Schools have scheduled days to distribute devices to families and information will be posted on websites, social media platforms, and/or mailed to the home. Listed below are the steps to receive a device or internet hotspot, return a device, or opt out of a device.

Distribution of Devices and Other Learning Material

You may go to your child's school to pick up a device and other learning materials (i.e. textbooks, workbooks, basic supplies) during their scheduled days of distribution. Check your local school website, social media platforms or mailed information for scheduled days for pick up. Please keep in mind COVID-19 safety measures will be as follows:

- Wear a face covering, even if you remain in your vehicle, and adhere to social distancing guidelines.
- Follow the school's procedures for safe distribution.

Please contact the school for any questions or concerns.

Hotspots

A hotspot is a small personal device that creates a small area of Wi-Fi coverage allowing devices to connect to the internet. The hotspot is useful for students who **DO NOT** have internet connectivity at home. If you do not have internet service in your home, a request for a hotspot can be made at your child's school.



Returning Devices

Devices must be returned to the school that distributed it to you if:

- Your child is transitioning from elementary to middle school, or from middle school to high school. Another device will be issued by the new school.
- You are a Class of 2020 graduate, as your device is needed for incoming students.
- You are a student leaving Los Angeles Unified.
- You have a device that is damaged or not working properly

Opting Out

“Opt out” is for families that decline a district-provided device. Some families may choose to use their own devices for Distance Learning. You will still need to complete a device form; however, the Opt Out box should be marked.

| | |
|---------|-------------------------------------|
| OPT-OUT | <input checked="" type="checkbox"/> |
| OPT-IN | <input type="checkbox"/> |

TECHNOLOGY

Device Care and Usage

Devices borrowed from Los Angeles Unified are provided so students can attend their online classes and complete school assignments and parents can participate in school meetings, as necessary. Great care should be taken to ensure their longevity and optimal functioning.

Here are tips for caring for and protecting these learning tools:

- Model careful handling of the tablet or laptop for your child
- Help students find a safe place to keep electronic devices and other materials during the borrowing period.
- Avoid manipulating applications and settings on the device; its sole purpose is for school related activities
- Inform students that vandalism is not only a crime, but parents/guardians may be held financially responsible for the damage.

Restitution for Lost/Stolen/Damaged Devices

It is legal responsibility regarding loss or damage of school property belonging to the Los Angeles Unified School District. California Education Code Section 48904 states that the parent or guardian of any minor who willfully cuts, defaces, or otherwise injures any real or personal property of the school district or its employees shall be liable for all damages caused by the minor up to \$19,100, increased annually for inflation.

District property includes, but is not limited to, buildings and grounds, as well as instructional materials, library books, computers, devices, shop materials, physical education clothes, and sports equipment. A parent or guardian is liable to the District for all District property loaned to a minor and not returned upon demand.

Parents are expected to pay the replacement or repair cost for any lost or damaged District property due to the student's carelessness and negligence. The school is legally authorized to withhold the grades, diploma, and transcripts of students, or to deny participation in school activities that are deemed privileges (e.g. culmination/graduation ceremonies, dances, interscholastic sports, student body office, or other local school activities) until the obligation is cleared.



ACCESSING CLASSES ONLINE

It is essential that your child logs in to class(es) every school day, on-time. Access may differ slightly by the level of school a student attends as outlined in the chart below:

| Elementary School Students | Middle and High School Students |
|---------------------------------------|---------------------------------|
| QR Code* or Email with Password | Email with Password |

**The QR Code (scannable barcode) can be obtained from the school during the pick-up of devices and instructional materials.*

Getting Your Child's QR Code

(Elementary School Students Only)

QR codes provide students a simplified, secure login to safely access instructional applications. With QR codes, students can simply hold up the badge to the tablet or laptop camera to log in. Many elementary schools have developed a system to send the QR codes home via mail or electronically through an email to the parent. Please reach out to your local school to get more information about their process of distributing your child's QR code.



Getting Your Child's Email

All students receive a dedicated email upon enrollment in Los Angeles Unified. Most schools have developed a system to distribute email addresses to families. Please contact your local school to get more information about how to obtain your child's email address.

What About My Child's Password?

If your child is just receiving their email address or has lost their email address and/or password, the school will issue a **PIN**. The **PIN** is not the password; the **PIN** is used only to activate or reset the email account. Once your child's account has been activated or reset, a password of your choice may be selected.

Activating/Resetting Student Email Accounts

Students with new emails must first **activate** their accounts. Students who have forgotten or misplaced their password must **reset** their accounts. All students who need to activate or reset their account will need the following:

- District ID – A 10-character code that must be obtained from the child's school.
- Date of Birth.
- PIN number – A 4-digit number that can be obtained from the child's school.


To activate or reset an account go to <https://mylogin.lausd.net/> or request assistance from your child's school.

ACCESSING CLASSES ONLINE

Joining Class Online

Students Grades TK-12, will connect to classes and teachers through the Schoology website- lms.lausd.net.

lms.lausd.net (Schoology)



Schoology

[Schoology](https://lms.lausd.net) will be the learning management system that will be used by all students and teachers in Los Angeles Unified. In order to login to Schoology your child will need their email address (@mymail.lausd.net) and password.

To access [Schoology](https://lms.lausd.net):

1. Go to lms.lausd.net
2. Click on the Students link
3. Enter your child's email address which ends with @mymail.lausd.net
4. Enter the password your child created
5. Once your child is logged in, then he/she will be able to see their courses for the academic year
6. If using a QR code, click on "Students QR Codes" and hold the code up to the device camera and then your child will see their course/class.

Zoom

Your child will receive synchronous live instruction via Zoom. The zoom links to the teacher's online classroom will be posted in Schoology. For security purposes, the Zoom class will only be available to students that log in to Schoology.

Reminder!

Practice logging in with your child before school starts. Contact your school if you experience any challenges or have questions.

Video Support



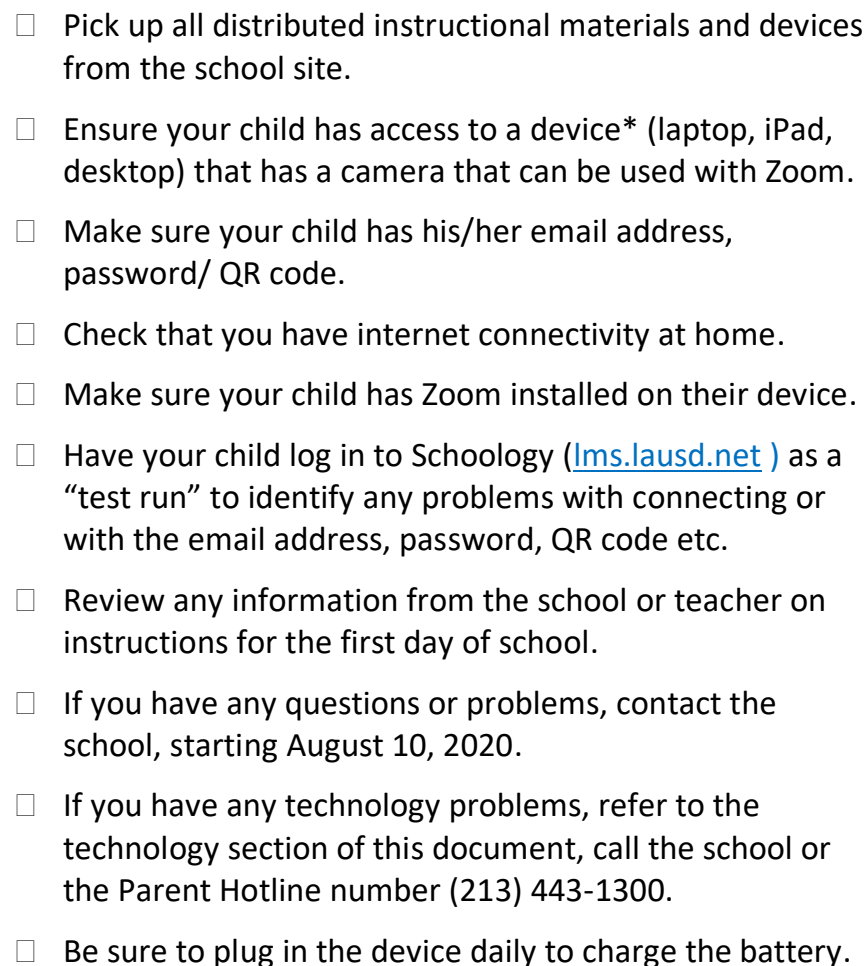
If you wish to view the process of joining a class using a QR code or the student email/password, you can visit our YouTube page.

STEPS TO HAVING A SUCCESSFUL FIRST WEEK OF SCHOOL

In this section we will discuss steps to successfully begin the school year at home.

Preparing for the First Day

Being prepared for the opening day of school sets up your child for success and helps to relieve stress and anxiety for you and your child. To give your child the best start, please follow these suggestions one week, or more, **prior** to the first day of school:

- 
- Pick up all distributed instructional materials and devices from the school site.
 - Ensure your child has access to a device* (laptop, iPad, desktop) that has a camera that can be used with Zoom.
 - Make sure your child has his/her email address, password/ QR code.
 - Check that you have internet connectivity at home.
 - Make sure your child has Zoom installed on their device.
 - Have your child log in to Schoology (lms.lausd.net) as a "test run" to identify any problems with connecting or with the email address, password, QR code etc.
 - Review any information from the school or teacher on instructions for the first day of school.
 - If you have any questions or problems, contact the school, starting August 10, 2020.
 - If you have any technology problems, refer to the technology section of this document, call the school or the Parent Hotline number (213) 443-1300.
 - Be sure to plug in the device daily to charge the battery.

A Student's Guide to Learning From Home

1

SET YOUR SPACE

Find an area in your home where you can sit comfortably and focus. Ideally, set up away from a TV screen or other distractions. Have enough room for your computer and space to take notes, have reference notes available, room for a journal and school supplies.



2

TAKE NOTES

Note-taking keeps your mind engaged. Use graphic organizers or charts to help organize your thinking.



3

LESSEN DISTRACTIONS

Harness your imagination and picture that you're at school and not at home. Lock your phone away if you need to - don't be afraid to ask your parents to intervene.



4

PLAN YOUR DAY

Make a daily schedule and follow the schedule provided by your school. If you just have a list of things to study, break it down into tasks and plan to do the hardest ones when you have the most energy.



5

TAKE BREAKS & CHANGE IT UP

You have assignments to work on but sometimes when you are having trouble focusing, you may have to change it up or take a break. Switch assignments. Take a five minute break. Have a snack.



6

JOURNAL IT

Use a journal to track your progress or any questions you might want to ask your teacher about the work.



7

SPEAK UP & ASK FOR HELP

When things get tough, don't just push through it. Ask your parents, or reach out to your teacher.



A Parent's Guide to Learning From Home

1

BE AN ADVOCATE FOR YOUR CHILD

Be there to help your child whenever and however you need to. Reach out to teachers, family, and friends for support.



2

CREATE A GOOD WORKING ENVIRONMENT

Create a workspace that motivates your child to work to the best of their ability and is as free from distractions as possible.



3

ASK FOR HELP

Remind your child to ask for help from you, from siblings, and especially from teachers. This is even more important during online learning.



4

CREATE A SCHEDULE/ROUTINE FOR YOUR CHILD

Routines are important. Create a schedule and calendar with your child just like when learning is done at school.



5

STAY ORGANIZED

Teach your child to keep all of their materials and dates organized so they know where everything is. An organized space helps your child to have an organized mind.



6

ENSURE THEY ATTEND ALL OF THEIR CLASSES

Let your child know that you expect them to attend all of their classes on time because missing information will only hurt when learning from home.



7

STAY FOCUSED

Teach your child how to ignore distractions.



8

TEACH ONLINE ETIQUETTE

With online learning it is just as important to be a respectful, engaged learner as it is in when learning in an actual classroom.



9

BE HEALTHY, SAFE AND WELL

It is important to be and stay safe, healthy and well physically, emotionally, and mentally. Teach your child how to take care of himself in every aspect.



10

PARTICIPATE!

Encourage your child to participate in class! Although it may feel awkward at first, being engaged and involved will help online learning feel closer to "normal".



TEACHER-SCHOOL EXPECTATIONS

We are committed to maintain service and support to you and your child during this time of Distance Learning. Listed below are expectations that schools will hold for themselves:

1. Establish daily and weekly schedules and routines for all students
2. Communicate regularly with students and parents using email through Schoology, office hours, parent emails, and by phone calls.
3. Monitor daily attendance and participation for all students
4. Provide live online instruction for all students through the Schoology platform. Independent work is provided to students through the Schoology platform.
5. Monitor student progress and work completion, and provide additional intervention opportunities for students to master essential content.



FREE RESOURCES FOR EXTENDED LEARNING




[Newsela.com](https://newsela.com)



getepic.com



gonoodle.com



brainpop.com



splashlearn.com



readworks.org



mysteryscience.com



Commonlit.org



khanacademy.org

PARENT PORTAL



The Los Angeles Unified Parent Portal is your one-stop online tool for important information about your child. Using the Parent Portal, you can view your child's assignments and grades, attendance, test scores, and much more. It is also important to have access to the Parent Portal so that you can ensure that the school has your correct contact information.

- For more information about the Parent Portal go to:
<https://achieve.lausd.net/Page/10470>
- You can register for an account at:
<https://parentportalapp.lausd.net/parentaccess/>

A personal identification number (PIN) is required to allow your child's school to verify you are the actual parent or guardian and have rights to the student's information. You will need to contact your child's school to receive your PIN in order to complete your Parent Portal registration. If you have questions about the Parent Portal, please call (213) 443-1300.



PARENT FREQUENTLY ASKED QUESTIONS

When does the 2020-21 school year begin?

The 2020-21 school year is scheduled to begin on August 18, 2020.

Where do I go on the first day of school?

Access the Schoology website at lms.lausd.net. Your child should use their email/password or QR code to log in. After logging in, click on “Courses” at the top of the page

What immunizations are required for the 2020-21 school year?

Children scheduled to enter Pre-Kindergarten through 12th grade **must** be properly immunized or they will not be allowed to enter school. For more information, visit <https://www.shotsforschool.org/laws/>.

Why are students not returning to the school for the 2020-21 school year?

As Superintendent Austin Beutner has stated in his weekly Monday updates, science will dictate when students and staff can safely return to school. Please be sure to continue watching Superintendent Beutner’s briefings at 11a.m. Mondays at lausd.net or on KLCS-TV (check your local listings). You can also get updates from:

- Blackboard ConnectEd phone messages sent by your child’s school and the district.
- Visit your child’s school website.
- Attend a Virtual Town Hall or Virtual Coffee with the Principal.



What will happen when students can return to school?

There are several possible scenarios that will reduce the number the of students on campus at one time. That could take the form of half-days, split weeks and other options. Families will be notified well in advance of any shift to move students from Distance Learning to learning at school.

How will we be notified when students will return to school?

Superintendent Beutner will provide this information to parents via his weekly Monday updates. Up-to date information is also provided on the district website at lausd.net and via phone calls and text messages. Your school principal will also send and post messages with this information as soon as it becomes available.

Will meals be provided for students during this time of Distance Learning?

The Grab & Go Food Centers will continue to provide healthy nutritious meals for students and community members until further notice.

PARENT FREQUENTLY ASKED QUESTIONS

If I have a concern, who do I call?

Calling your child's school is a great place to start. However, parents can always call the Family Hotline at (213) 443-1300.

I am concerned about my child's well-being since they have been home so long. What do I do?

Mental Health support is available to students and families. Call the Mental Health Hotline at (213) 241-3840.

Will sports and extracurricular activities take place?

Sports and other activities have been split into two seasons (Season A and Season B) for the 2020-21 school year.

Season A: Begins December 14th for football, competitive cheer, cross country, volleyball, water polo

Season B: Tennis (2/8), soccer (2/15), wrestling (2/22), basketball (3/1) lacrosse (3/1) swimming and diving (3/8), baseball (3/8), softball (3/8), track and field (3/8), golf (3/8)

Will seniors and other students have their pictures taken?

Contact your child's school regarding pictures and schedules for taking pictures.

ADDITIONAL RESOURCES

COVID-19 Resources

[Center for Disease Control \(CDC\): Schools During the COVID-19 Pandemic](#)

[California Department of Education \(CDE\) Stronger Together: A Guidebook for the Reopening of California's Public Schools](#)

[CIF Return to Physical Activity/Training Guidelines](#)

[American Academy of Pediatrics COVID-19 Planning and Considerations: Guidance for School Re-entry](#)

Technical Support

Please remember to check your child's equipment and follow the recommendations outlined in the previous sections **before** school starts. However, we understand that even when you are the most prepared, things can go wrong. Remember, you are not alone and we are here to help!

Call
(213) 443-1300
Monday-Friday
6am – 6pm

PARENT NOTES

Child's Name: _____

District ID#: _____

Email: _____

Password: _____

Child's Name: _____

District ID#: _____

Email: _____

Password: _____

Child's Name: _____

District ID#: _____

Email: _____

Password: _____

Child's Name: _____

District ID#: _____

Email: _____

Password: _____

Child's Name: _____

District ID#: _____

Email: _____

Password: _____

Child's Name: _____

District ID#: _____

Email: _____

Password: _____

Important Websites:

- lms.lausd.net (Schoology)
- mylogin.lausd.net
- lausd.net
- enroll.lausd.net
- _____
- _____
- _____
- _____
- _____
- _____
- _____

Important Phone Numbers:

- _____
- _____
- _____
- _____
- _____
- _____
- _____
- _____
- _____
- _____



LOS ANGELES UNIFIED SCHOOL DISTRICT

**333 South Beaudry Avenue
Los Angeles, CA 90017
(213) 241 - 1000**